


## Arkdeck profile selection: 15-a-Ark-Prod-03/2015


p 1 of 3

The Arkdeck range of structural profiles consists of 14 profiles in a choice of materials, shapes, load and spanning capabilities. Perforated profiles are available for acoustic purposes.


**Arkdeck 50.250.1000 - DA**




**Arkdeck 106.250.750 - BZ**




**Arkdeck 32.200.1000 - GBBM**




**Arkdeck 56.225.900 - BZ**




**Arkdeck 135.310.930 - BZ**




**Arkdeck 35.207.1035 BZ**




**Arkdeck 73.195.780 - BZ**




**Arkdeck 153.280.840 - BZ**




**Arkdeck 37.262.1050 - BZ**




**Arkdeck 85.280.1120 - BZ**




**Arkdeck 158.250.750 - BZ**




**Arkdeck 42.252.1010 - BZ**



**Arkdeck 100.275.825 - DA**



**Arkdeck 200.375.750 - DA**



## Arkdeck profile selection: 15-a-Ark-Prod-03/2015

p 2 of 3

Profile dimensions	Depths: 32mm to 205mm	Gauges: 0.70mm to 1.5mm
Design service	Ark Profiles Ltd provides a structural design service to customers to assist in the selection of the correct and most cost efficient profile(s) for the customer's application. The customer has to provide roof structure layout drawings and any loading information available. The design and deck selection offered will be based upon the information provided and the customer has sole responsibility to ensure that the design and deck profile selection offered is appropriate and correct for the customer's application.	
Acoustics	Profiles marked "perfo" are available with perforations to the mid section of the web of the profile. With tissue faced acoustic batts set within the trough of the deck, the web perforations allow the deck to provide sound absorption. Perforation pattern availability subject to production location. BZ: R5T12.5: 15% DA: R5T8: 35%	
Material (availability subject to profile selected)	S320 and S280GD+Z275/MZ150: EN 10326. Plain galvanised finish (BZ). S320 and S220GD+Z275/MZ150: EN 10326. 15micron RAL9010 polyester bright white (DA & GBBM) and RAL9002 grey/white finishes (BZ & DA). 25micron polyester and aluminium available to special order. Availability subject to production locations (GBBM, BZ or DA).	
Colour side and orientation	The standard colour side is referred to as side B and is the underside of the profile as seen in the diagrams. Note that profiles are generally supplied inverted with the colour side uppermost to protect from scratching during positioning on site. Profiles have to be inverted before installation	
Fire properties	Class 0 or 'low risk' internal surface spread of flame as defined in the national Building Regulations. Reaction to fire classification A1 to BS EN 13501-1	
Load/span table criteria	Refer to individual profile load/span tables End bearing >40mm, intermediate > 60mm or 160mm subject to profile depth. Light gauge steel purlin support- design bearing width 10mm. Loads in kN/m <sup>2</sup> , including a load factor of 1.5. Table excludes profile self weight. Deflection limits L/200 for positive loads, L/150 for negative (wind) loads.	
Curve options	Along profile: n/a. Across profile nominally 2m, site formed.	
Fastener types	Primary: Carbon steel or A2 stainless steel 5.5mm Ø, 16mm Ø sealer washer. Stitchers: Carbon steel or A2 stainless steel 5.5mm or 6.3mm Ø, 16mm Ø sealer washer, or rivets, as specified by the architect.	
Fastener frequency	End laps (100mm minimum)- 1No/trough minimum, 2No if required by calculations. Edge distance minimum 30mm. Side laps- 450mm nominal centres unless calculations require otherwise (diaphragm).	
Sealants	The air barrier and vapour control are provided by the vcl membrane. Deck laps are normally unsealed. Filler blocks bedded in sealant must be used. Web perforated deck will require filler blocks bedded in sealant to the underside and topside to continue the air barrier/ vapour seal. Particular attention should be paid to internal compartment walls and avoiding sound and air flanking due to the web perforations.	

<b>Arkdeck profile selection:</b> 15-a-Ark-Prod-03/2015 <span>p 3of 3</span>		
Size/ weight	Max pack weight 2.5t. Smaller pack weights on request, but note that this may affect haulage costs. Minimum sheet size 1.5m, max 13m. Surcharge for shorter sheets	
Reference Standards	BS EN 1991-1-3, BS EN 10143 BS EN 10346, BS EN 1990	BS EN 1991-1-6, BS EN 1991-1-3 BS EN 1991-1-5, BS EN 508-1:2000